

2023 annual report to the Community

Flagstaff Hill Kindergarten

Flagstaff Hill Kindergarten number: 3629

Partnership: South Valley



Preschool director:

Clare Crew

Signature

Date of endorsement:

19/02/2024



Government
of South Australia
Department for Education

Context Statement

Information about Flagstaff Hill Kindergarten is available on the centres website, as well as the Australian Children's Education and Care Quality Authority (ACECQA) website.

Preschool Attendance

	Term 1	Term 2	Term 3	Term 4
2020 centre	93.7%		91%	79.3%
2021 centre	88.9%	82.2%	92.9%	88.5%
2022 centre	91.6%	85.3%	78%	81.3%
2023 centre	92.8%	87.2%	87.1%	90%
2020 state	89.1%		84.6%	85.8%
2021 state	87.3%	85.3%	87.1%	84.5%
2022 state	83.6%	77.6%	77.9%	77.8%
2023 state	85.4%	82.9%	83.4%	81.4%

Based on attendances recorded in the two-week reference period each term. Data for eligible enrolments as described in the department's Enrolment policy. Attendance rates may differ to previous reporting with the transfer from calculations based on deemed attendance to actual attendance using booked hours divided by attended hours. Data Source: Department for Education Attendance Data, Semester 1 Report 2023. A blank cell indicates there we no students enrolled.

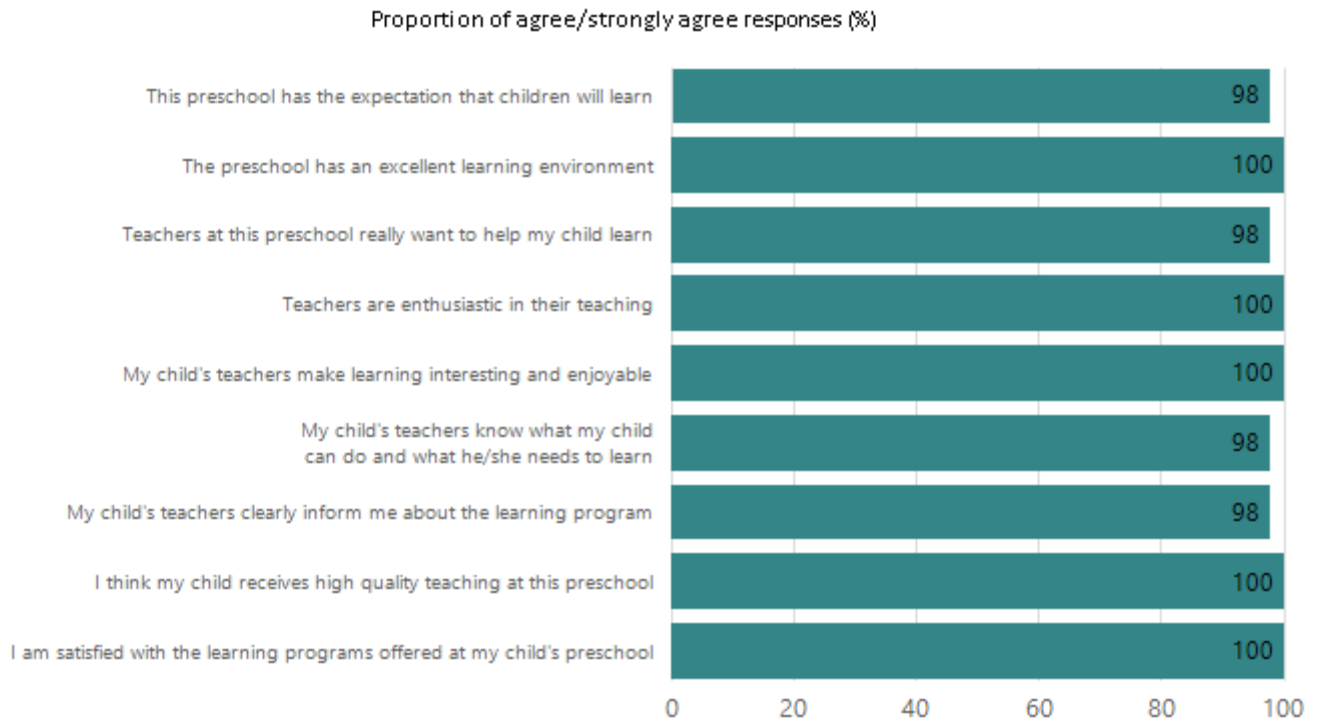
Note: Term 2 2020 data may not be available for all preschools.

Attendance Comment

In South Australia, preschool attendance is not compulsory, but it is strongly encouraged. Preschool gives children the best opportunity to develop skills, which prepare them for school. These benefits include establishing positive routines and habits, friendships and connections as well as developing communication, problem-solving and creative skills. All children are entitled to access a preschool program over 4 terms the year before they start school.

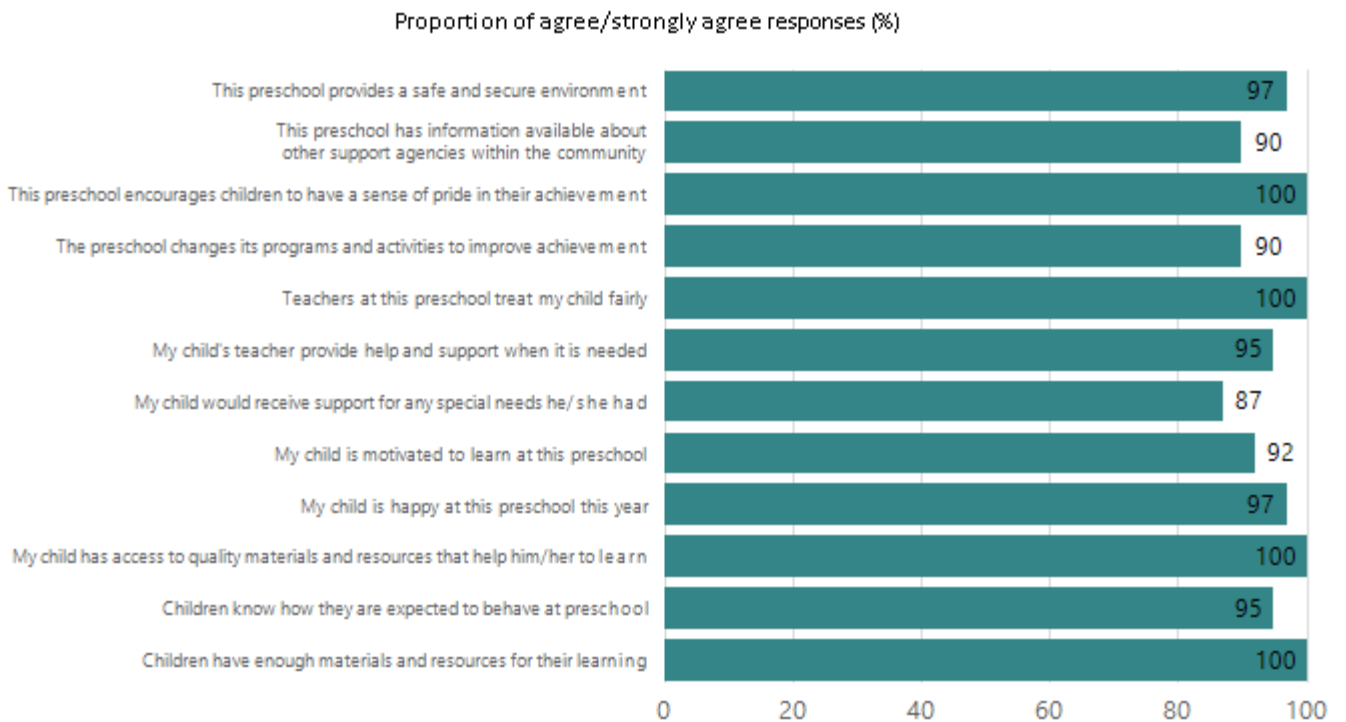
Preschool Family Opinion Survey

Quality of Teaching and Learning



Data Source: 2023 Department for Education Preschool Family Opinions Survey, Term 3 2023.

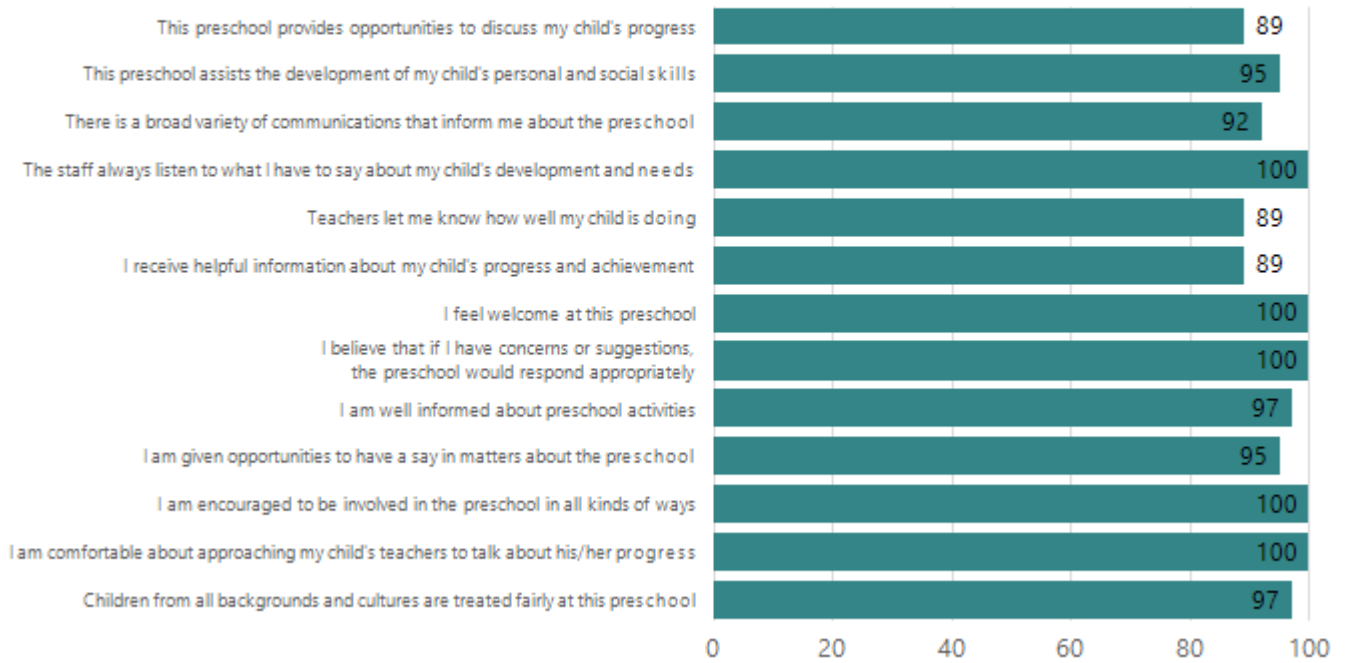
Support of Learning



Data Source: 2023 Department for Education Preschool Family Opinions Survey, Term 3 2023.

Relationships and Communication

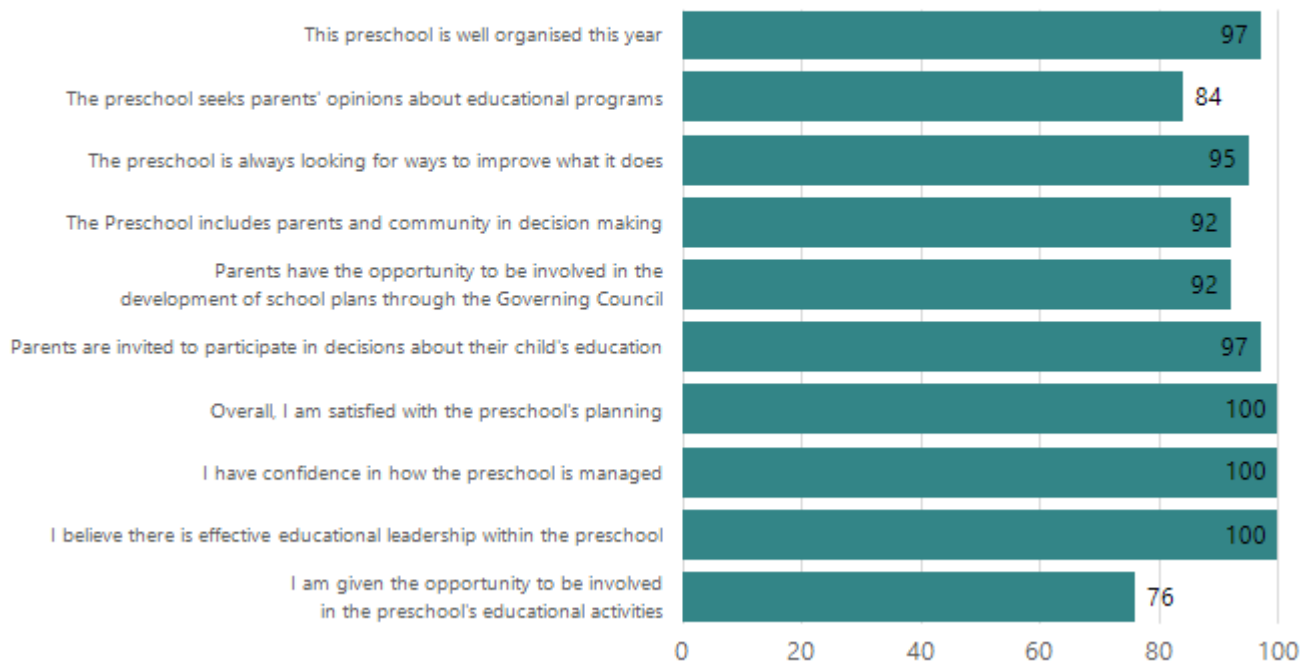
Proportion of agree/strongly agree responses (%)



Data Source: 2023 Department for Education Preschool Family Opinions Survey, Term 3 2023.

Leadership and Decision Making

Proportion of agree/strongly agree responses (%)



Data Source: 2023 Department for Education Preschool Family Opinions Survey, Term 3 2023.

Governing Council Chairperson Report

2023 brought lots of new changes to the Flagstaff Hill Kindergarten! We had Clare Crew step up as our Director and we welcomed new students in the mid year intake - something that had not been offered for many years!

FHK GC of 2022 voted in 2 x long days (8.30am-4pm) rather than 2 x shorter days with a fortnightly Friday session for each group and the feedback from parents was encouraging. The majority of families were being able to maximise their time at Kindy with these new times being implemented. Playgroup offered a morning session which increased attendances significantly throughout majority of the year.

FHK was predicted to be a part time kindy for 2023 based on previous enrolments however we were delighted to announce that it would remain a full time Kindy as our enrolments for January and the mid year intake started to roll in.

Laura Size – Governing Council Chairperson 2022 & 2023

Destination Schools

Feeder Schools (Site number - Name)	2021	2022	2023
0637 - Brighton Primary School			3.3%
1018 - Flagstaff Hill Primary School	59.5%	72.2%	
1226 - Craighburn Primary School	4.8%		6.7%
8387 - Sunrise Christian School Marion			3.3%
9017 - St Therese Primary School		5.6%	
9999 - Unknown	28.6%	13.9%	75.0%

Note: The data is collected in term 3. It does not reflect actual schools enrolled in by existing preschool children. A blank cell indicates there was no data for students enrolled.

Data Source: Department for Education Destination Data Report, 2023.

Highest Qualifications held by the teaching workforce and workforce composition

All teachers at this school are qualified and registered with the SA Teachers Registration Board.

Qualification Level	Number of Qualifications
Bachelor's degrees or Diplomas	1
Postgraduate Qualifications	3

Data Source: Data extracted from Mandatory Workforce Information Collections as on the last pay date of June 2023. As self-reported by staff in the system.

Please note: Data includes staff who are Actively employed and on extended paid leave. Please note only the highest qualification of the Teaching staff is reported. Excludes any number of other certifications earned.

Workforce composition including indigenous staff

	Teaching Staff		Non-Teaching Staff	
	Indigenous	Non-Indigenous	Indigenous	Non-Indigenous
Full-Time Equivalent	0.0	2.8	0.0	1.1
Persons	0.0	4.0	0.0	4.0

Data Source: Data extracted from Mandatory Workforce Information Collection as on the last pay date of June 2023.

Please note: Data includes staff who are actively employed and on extended paid leave. "Indigenous category" is self-reported by staff in the system.

Financial Statement

Funding Source	Amount
Grants: State	\$497 989.53
Grants: Commonwealth	\$0
Parent Contributions	\$41 375.50
Fund Raising	\$2 749.54
Other	

Data Source: School supplied data.